


Baby Hoist Lever Block·Chain Block

Baby Hoist



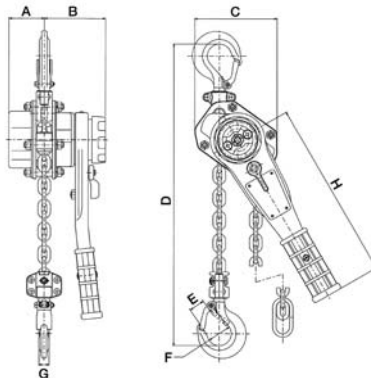
Swing arm

Specifications

| Model | | BH-820A | BH-830A | |
|-----------------------|--|-------------|---------|---------|
| Dimensions (mm/kg) | Rated Load (kg) | 230 | 180 | |
| | Hook Path (m) | 20 | 30 | |
| | Lifting speed first/ last layer (m/min) | High | 9/12 | 10/14 |
| | | Low | 3/3.7 | 3.2/4.5 |
| | Motor Output (W) | 600 | 600 | |
| | Weight (kg) | Main body | 18 | 18 |
| | | Accessories | 5.1 | 6.2 |
| Power source | Single Phase. 200-240V. 50/60Hz | | | |

*Option : Swing arm

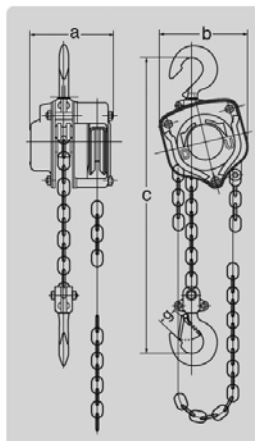
Lever Block



Specifications

| Model | | YA-100 |
|-----------------------|---------------|--------|
| Dimensions (mm/kg) | Capacity (kg) | 1,000 |
| | Stroke (mm) | 1,500 |
| | Weight (kg) | 37 |
| | A | 53 |
| | B | 91 |
| | C | 122 |
| | D | 312 |
| | E | 28 |
| | F | 43 |
| G | 16 | |
| H | 268 | |

Chain Block



Specifications

| Model | | C-21-1 | VP5-20 | VP5-50 |
|-----------------------|-------------------|--------|--------|--------|
| Dimensions (mm/kg) | Working load (kg) | 1,000 | 3,000 | 7,500 |
| | Stroke (mm) | 2,500 | 3,000 | 3,000 |
| | Net weight (kg) | 9.2 | 21 | 40 |
| | A (mm) | 310 | 181 | 181 |
| | B (mm) | 143 | 204 | 263 |
| | C (mm) | 61 | 380 | 600 |