


Baby Hoist Lever Block·Chain Block

Baby Hoist



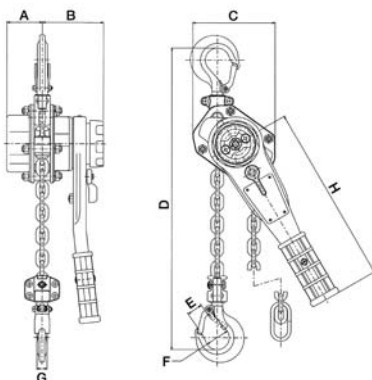
Swing arm

Specifications

Model		BH-820A	BH-830A	
Dimensions (mm/kg)	Rated Load (kg)	230	180	
	Hook Path (m)	20	30	
	Lifting speed first/ last layer (m/min)	High	9/12	10/14
		Low	3/3.7	3.2/4.5
	Motor Output (W)	600	600	
	Weight (kg)	Main body	18	18
		Accessories	5.1	6.2
Power source	Single Phase. 200-240V. 50/60Hz			

*Option : Swing arm

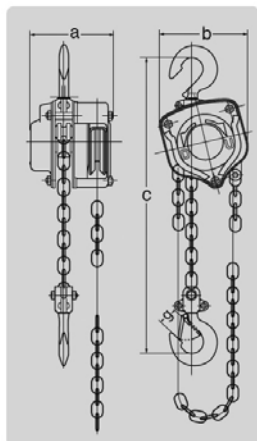
Lever Block



Specifications

Model		YA-100
Dimensions (mm/kg)	Capacity (kg)	1,000
	Stroke (mm)	1,500
	Weight (kg)	37
	A	53
	B	91
	C	122
	D	312
	E	28
	F	43
G	16	
H	268	

Chain Block



Specifications

Model		C-21-1	VP5-20	VP5-50
Dimensions (mm/kg)	Working load (kg)	1,000	3,000	7,500
	Stroke (mm)	2,500	3,000	3,000
	Net weight (kg)	9.2	21	40
	A (mm)	310	181	181
	B (mm)	143	204	263
C (mm)	61	380	600	