


Elevating Rolling Tower Hand Lifter / Aqua Lift



Elevating Rolling Tower



Specifications

Model		SHO-36	US-36	US-42
Platform size (mm)	Length	1300	1,500	1,500
	Width	592	590	590
Guard rail height (mm)		907	920	920
Working height/platform height (mm)	Level 1	3,400/1,400	3,370/1,370	3,965/1,965
	Level 2	3,960/1,960	3,930/1,930	4,525/2,525
	Level 3	4,510/2,510	4,510/2,510	5,105/3,105
	Level 4	5,06/3,060	5,090/3,090	5,685/3,685
Level 5		5,600/3,600	5,600/3,600	6,195/4,195
Safe working load (kg)		120	133	133
Weight (kg)		210	192	260
Elevating		Manual	Manual	Manual
Wheel size		Ø150	Ø150	Ø150

Hand Lifter



● SLA-15

Specifications

Model		SLA-15	SLA-20	SLA-25
Max. Working Height (mm)	Fork up	4,980	6,460	7,940
	Fork down	4,460	5,940	7,420
Operation Dimensions (mm)	Length	1,880	2,080	2,080
	Width	800	800	800
	Height	1,990	1,990	1,990
Capacity (kg) 18 inch load center		363	363	295
Weight (kg)		151	184	204

Aqua Lift



H56X

Specifications

Model		H56X
Working Height (mm)		1,270-5,600
Table Dimension LWH(mm) wooden deck		750×400×15
Capacity (kg)	Level 1	160
	Level 2	144
	Level 3	129
	Level 4	116
	Level 5	104
Weight (kg)		58
Water Tank Capacity (L)		22
Power Source		AC220V