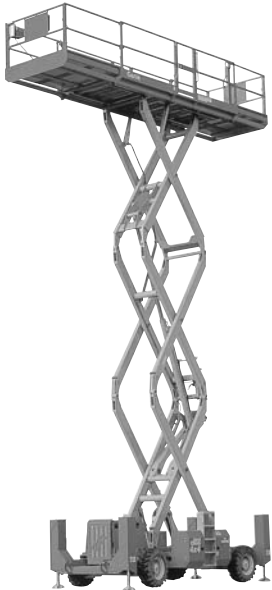


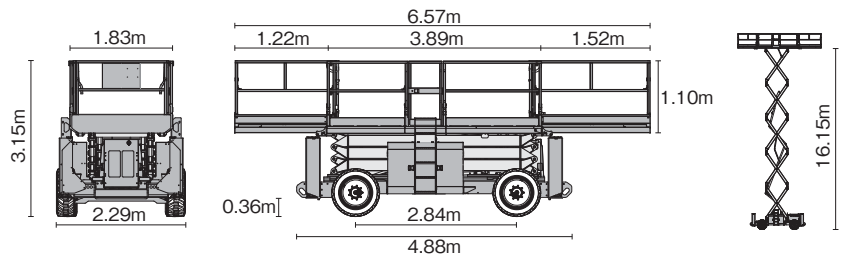
# Scissors Lift (Engine / Electric)

## Scissors Lift (Engine)



GS5390

(GS-5390RT)



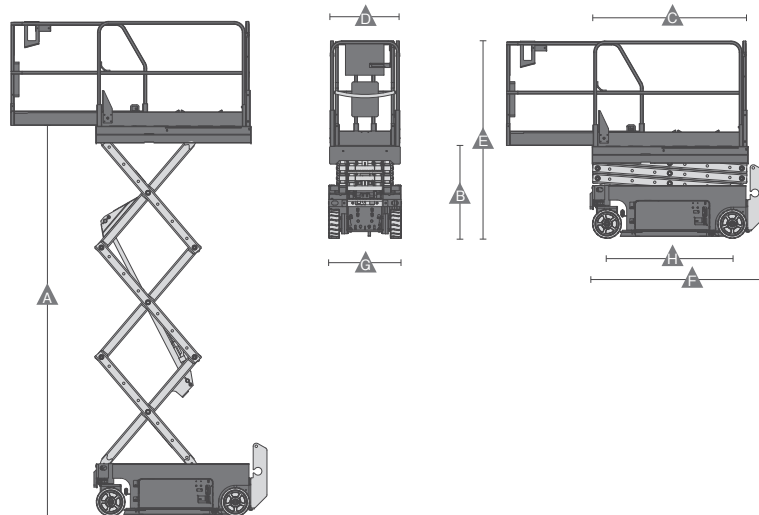
### Specifications

Model	GS-5390
Max. Working height (m)	18.15
Max. Platform height (m)	16.15
Safe working load (kg)	680
Weight (kg)	9,100
Power Source	Diesel Engine

## Scissors Lift (Electric)



GS2646



### Specifications

Model	SJ3219	GS1930	GS2632	GS2646	GS3246	GS4047	GS4655
Max. Working height (m)	7.79	7.79	9.80	9.80	11.75	13.94	15.95
Max. Platform height (m)	A 5.79	5.79	7.80	7.80	9.75	11.94	13.95
Platform height stowed (m)	B 0.99	1.00	1.16	1.16	1.29	1.43	1.64
Platform length - outside (m)	C 1.78	1.63	2.26	2.26	2.26	2.26	2.84
Slide-out platform extension deck (m)	0.91	0.91	0.91	0.91	0.91	0.91	1.22
Platform width - outside (m)	D 0.81	0.74	0.81	1.15	1.15	1.16	1.35
Guardrail height (m)	1.10	0.99	1.10	1.10	1.09	1.10	1.1
Height - stowed: folded guardrails (m)	E 1.99	2.11	2.26	2.26	2.39	2.55	2.77
Length - stowed (m)	F 1.78	1.83	2.44	2.41	2.41	2.48	3.11
Width (m)	G 0.81	0.76	0.81	1.17	1.17	1.20	1.41
Wheelbase (m)	H 1.40	1.32	1.85	1.85	1.85	1.85	2.47
Safe working load (kg)	249	227	227	454	318	350	349
Power Source	Battery						
Weight (kg)	1,312	1,226	1,959	2,412	2,781	3,222	3,711

\*Specifications will be changed by year of manufacture.