


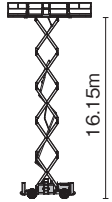
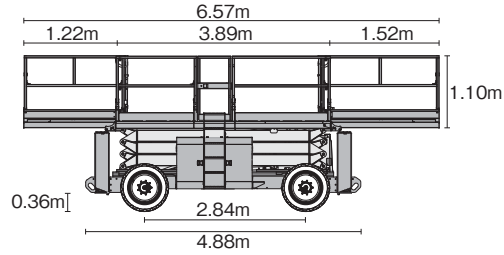
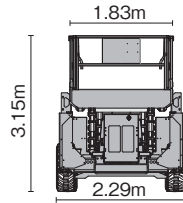
Scissors Lift (Engine / Electric)

Scissors Lift (Engine)



GS5390

(GS-5390RT)



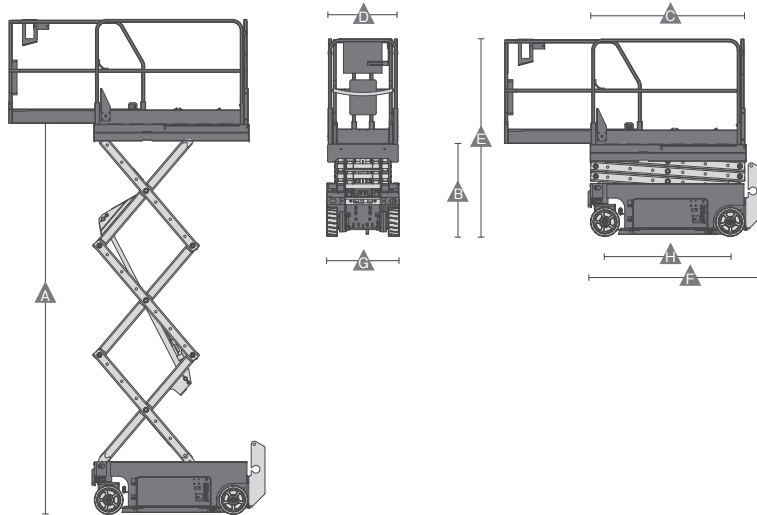
Specifications

Model	GS-5390
Max. Working height (m)	18.15
Max. Platform height (m)	16.15
Safe working load (kg)	680
Weight (kg)	9,100
Power Source	Diesel Engine

Scissors Lift (Electric)



GS2646



Specifications

Model	SJ3219	GS1930	GS2632	GS2646	GS3246	GS4047	GS4655
Max. Working height (m)	7.79	7.79	9.80	9.80	11.75	13.94	15.95
Max. Platform height (m)	A 5.79	5.79	7.80	7.80	9.75	11.94	13.95
Platform height stowed (m)	B 0.99	1.00	1.16	1.16	1.29	1.43	1.64
Platform length - outside (m)	C 1.78	1.63	2.26	2.26	2.26	2.26	2.84
Slide-out platform extension deck (m)	0.91	0.91	0.91	0.91	0.91	0.91	1.22
Platform width - outside (m)	D 0.81	0.74	0.81	1.15	1.15	1.16	1.35
Guardrail height (m)	1.10	0.99	1.10	1.10	1.09	1.10	1.1
Height - stowed: folded guardrails (m)	E 1.99	2.11	2.26	2.26	2.39	2.55	2.77
Length - stowed (m)	F 1.78	1.83	2.44	2.41	2.41	2.48	3.11
Width (m)	G 0.81	0.76	0.81	1.17	1.17	1.20	1.41
Wheelbase (m)	H 1.40	1.32	1.85	1.85	1.85	1.85	2.47
Safe working load (kg)	249	227	227	454	318	350	349
Power Source	Battery						
Weight (kg)	1,312	1,226	1,959	2,412	2,781	3,222	3,711

*Specifications will be changed by year of manufacture.