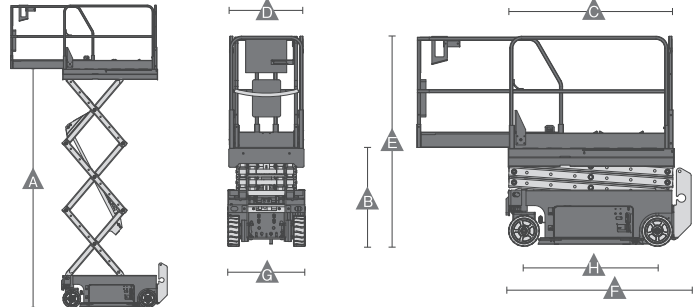


Scissor Lift (Electric)

Scissor Lift (Electric E-Drive)



■ Dimensions



■ Specifications


Make	Model	SKYJACK		GENIE				SKYJACK
		SJ3219 E-Drive	GS1930 E-Drive	GS2646 E-Drive	GS3246 E-Drive	GS4046 E-Drive	GS4655 E-Drive	
Max. Working Height (m)		7.48	7.85	9.96	11.78	13.94	15.95	15.72
Max. Platform Height (m)	A	5.48	5.85	7.96	9.78	11.94	13.95	13.72
Platform Height Stowed (m)	B	1.04	1.04	1.20	1.32	1.45	1.64	1.65
Platform Length-Outside (m)	C	1.54	1.66	2.26	2.26	2.26	2.84	N/A
Slide-Out Platform Extension Deck (m)		0.91	0.91	0.91	0.91	0.91	1.22	0.91
Platform Width-Outside	D	0.81	0.76	1.16	1.16	1.16	1.35	1.4
Guardrail Height (m)		1.10	1.10	1.10	1.10	1.10	1.10	N/A
Height-Stowed: Folded Guardrails (m)	E	2.13	2.16	2.32	2.43	2.57	2.77	2.79
Length-Stowed (m)	F	1.80	1.83	2.44	2.44	2.48	3.11	2.92
Width (m)	G	0.64	0.76	1.16	1.16	1.18	1.41	1.40
Wheelbase (m)	H	1.37	1.32	1.85	1.85	1.85	2.47	2.34
Safe Working Load (kg)		227	227	454	318	350	350	350
Weight (kg)		1,468	1,456	1,971	2,222	3,117	3,701	3,481
Power Source		Battery						

※ Machine specifications may change depending on manufacturing year.
Please request the newest catalogue for each model from Sales.

- ▶ Reduce Oil Leakage
- ▶ Fewer Hoses and Fittings
- ▶ Increase in Runtime and Efficiency

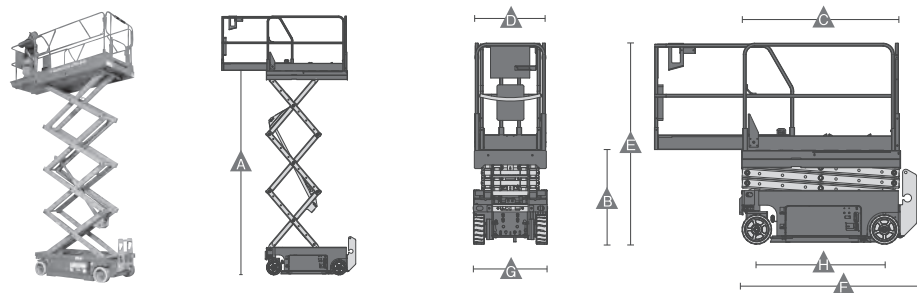
■ Option (Sales Item)

TIRE COVER



Scissor Lift (Electric)

■ Dimensions



■ Specifications

Make	Model	GENIE		SKYJACK				GENIE			
		GS1930	SJ3219	GS1932	GS2032	GS2046	GS2632	GS2646	SJ4732	GS3246	GS4047
Max. Working Height (m)		7.79	7.79	7.85	7.92	8.10	9.80	9.80	11.65	11.75	13.94
Max. Platform Height (m)	A	5.79	5.79	5.85	5.92	6.10	7.80	7.80	9.65	9.75	11.94
Platform Height Stowed (m)	B	1.00	0.99	1.04	1.03	1.04	1.16	1.16	1.27	1.29	1.43
Platform Length-Outside (m)	C	1.63	1.78	1.66	2.26	2.26	2.26	2.26	N/A	2.26	2.26
Slide-Out Platform: Extension Deck (m)		0.91	0.91	0.91	0.91	0.91	0.91	0.91	1.22	0.91	0.91
Platform Width-Outside (m)	D	0.74	0.81	0.76	0.81	1.15	0.81	1.15	1.07	1.15	1.16
Guardrail Height (m)		0.99	1.10	1.10	0.99	1.09	1.10	1.10	N/A	1.09	1.10
Height-Stowed: Folded Guardrails (m)	E	2.11	1.99	1.80	2.13	2.13	2.26	2.26	2.39	2.39	2.55
Length-Stowed (m)	F	1.83	1.78	1.83	2.44	2.41	2.41	2.44	2.32	2.41	2.48
Width (m)	G	0.76	0.81	0.82	0.81	1.17	0.81	1.17	1.19	1.17	1.20
Wheelbase (m)	H	1.32	1.40	1.32	1.85	1.85	1.85	1.85	1.19	1.85	1.85
Safe Working Load (kg)		227	227	227	353	544	227	454	318	318	350
Weight (kg)		1,226	1,476	1,329	2,027	1,974	1,959	1,983	2,571	2,395	3,222
Power Source		Battery									

※ Machine specifications may change depending on manufacturing year.
Please request the newest catalogue for each model from Sales.