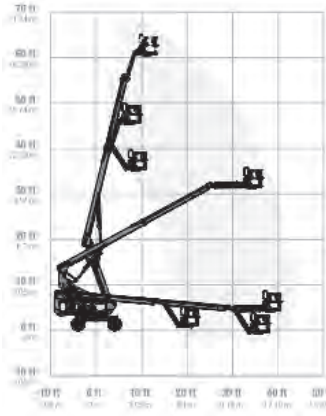


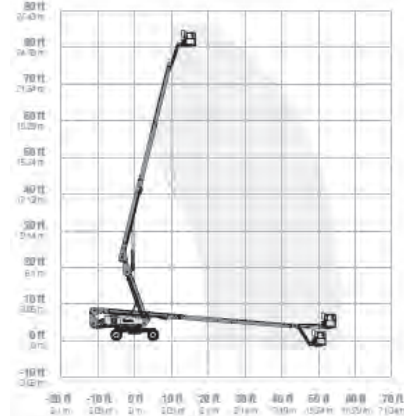
Articulated & Telescopic Boomlift (Engine) Telescopic Tracked Boomlift (Engine)

Half Articulated & Telescopic Boomlift (Engine)

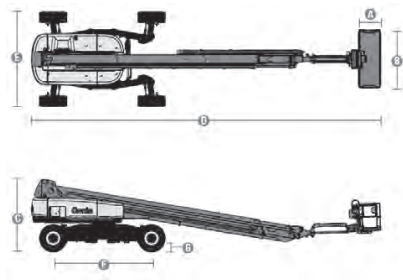
●S60J



●S80J



Dimensions




Specifications

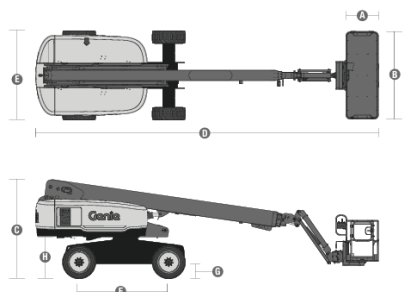
Make	GENIE	GENIE
Model	S60J	S80J
Max. Working Height (m)	20.50	26.51
Max. Platform Height (m)	18.50	24.51
Max. Horizontal Reach (m)	12.30	16.69
Safe Working Load (kg) (unrestricted - restricted)	300	
Platform Width (m)	A	1.83
Platform Length (m)	B	0.76
Machine Height-Stowed (m)	C	2.69
Machine Length-Stowed (m)	D	9.70
Machine Width-Axles Extended (m)	E	2.49
Wheelbase (m)	F	2.44
Ground Clearance Center (m)	G	0.56
Weight (kg)	7,550	11,113
Power Source	Diesel Engine	

※ Machine specifications may change depending on manufacturing year.
Please request the newest catalogue for each model from Sales.

Telescopic Tracked Boomlift (Engine)



Dimensions



Specifications

Make	GENIE
Model	S65 TraX
Max. Working Height (m)	21.81
Max. Platform Height (m)	19.81
Max. Horizontal Reach (m)	16.51
Safe Working Load (kg) (unrestricted - restricted)	300 - 454
Platform Length (m)	A
Platform Width (m)	B
Machine Height-Stowed (m)	C
Machine Length-Stowed (m)	D
Machine Width-Axles Extended (m)	E
Wheelbase (m)	F
Ground Clearance Center (m)	G
Weight (kg)	13,098
Power Source	Diesel Engine

※ Machine specifications may change depending on manufacturing year.
Please request the newest catalogue for each model from Sales.