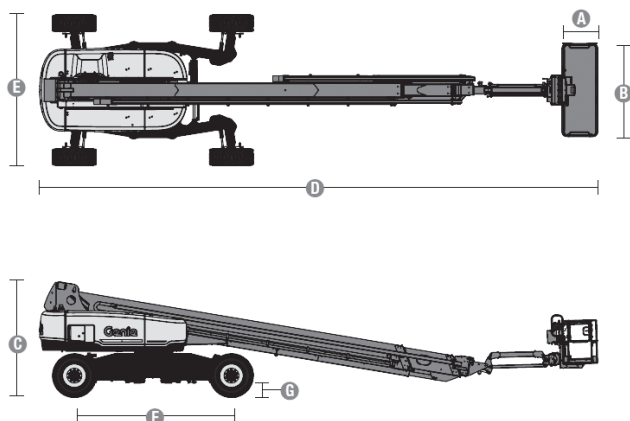


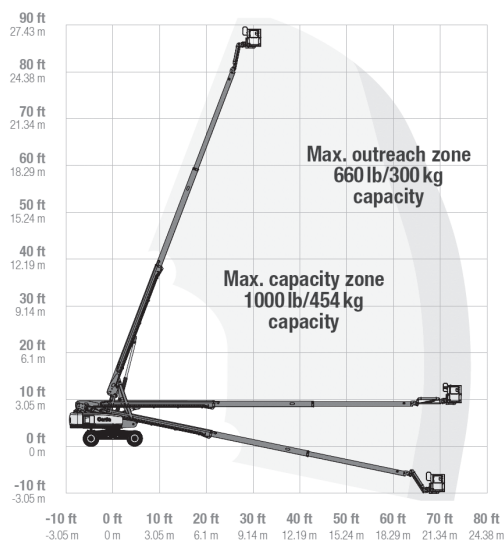
# Telescopic Boomlift (Xtra capacity – Engine)

## Telescopic Boomlift (Xtra Capacity - Engine)

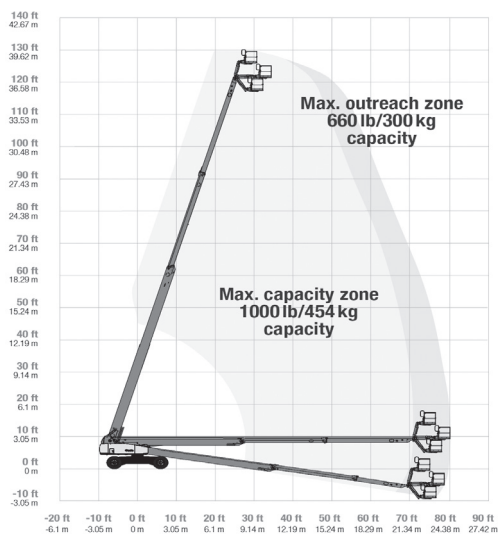
### Dimensions



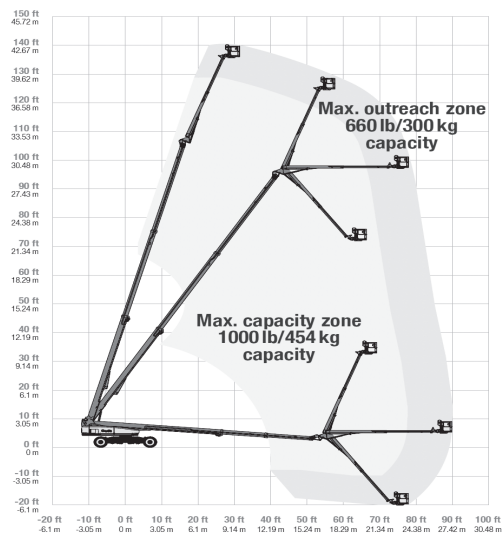
#### ● S85XC



#### ● SX125XC



#### ● SX135XC



#### ※XC series:

- Dual lift capacity: 300kg (unrestricted) - 454kg (restricted)
- Room for up to three people on the platform
- Simple, zero-load field calibration
- Load Sense Technology:
- The boom won't lift if the maximum load is exceeded

### Specifications

Make	GENIE	GENIE	GENIE
Model	S85XC	SX125XC	SX135XC
Max. Working Height (m)	27.91	40.10	43.15
Max. Platform Height (m)	25.91	38.10	41.15
Max. Horizontal Reach (m)	22.71	24.38	27.43
Safe Working Load (kg) (unrestricted - restricted)	300-454	300-454	300-454
Platform Width (m)	A	0.91	0.91
Platform Length (m)	B	2.44	2.44
Machine Height-Stowed (m)	C	2.80	3.05
Machine Length-Stowed (m)	D	12.37	14.25
Machine Width-Axles Extended (m)	E	2.49	2.49
Wheelbase (m)	F	2.85	4.11
Ground Clearance Center (m)	G	0.40	0.38
Weight (kg)	17,917	20,700	21,273
Power Source	Diesel Engine		

※Machine specifications may change depending on manufacturing year.  
Please request the newest catalogue for each model from Sales.