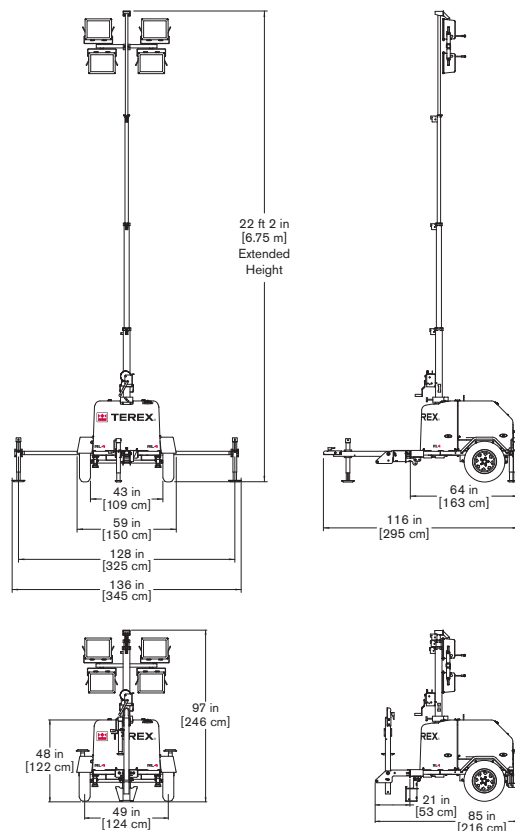


# SPECIFICATIONS

## MEASUREMENTS

|                               |                             |
|-------------------------------|-----------------------------|
| Lamps                         | Metal halide 4 x 1,000 W    |
| Lumens                        | 108,000                     |
| Available power output        | 1.8 kw                      |
| Generator                     | Brushless 60 Hz, 6.0 kW,    |
| Engine                        | Kohler Diesel 10.7 hp       |
| Receptacles                   | One GFI duplex 20 A / 120 V |
| Fuel capacity                 | 45 gal (170 L)              |
| Wheel size                    | 13 in (33 cm)               |
| Axle rating                   | 2,200 lbs (997 kg)          |
| Tongue weight travel position | 199 lbs (90 kg)             |
| Total weight no fuel          | 1,453 lbs (659 kg)          |



Notice: Metal halide lamp bulbs contain mercury (Hg). Dispose of lamp bulbs according to local, state and federal laws.

## FEATURES

Durable 23.4 ft / 7.13 m vertical mast with manual self braking winch, mast brake and 359 degree mast rotation for quick setup and light positioning

4x1000w square cast aluminum metal halide lamps, Kohler 10.7hp engine, 45 gal / 170 L fuel tank and 6kW generator provide up to 90 hours of run time

Efficient design layout allows up to 17 units per truckload, with fork pockets and lifting eye for quick loading and unloading

Rust proof polymer covers provides ample access for service and maintenance, with locking tabs for security

Platform to access lights and fold up tongue for transport

Standard engine protection includes high water temperature and low oil auto shutdown

DOT approved run, stop and turn lights, standard

## RL™4 LIGHT TOWER



## CHASSIS OPTIONS

Genie® branding and blue paint

Dome light with switch, 12V

Export racking and preparation

Multiple hitch configurations

## ENGINE OPTIONS

6 kW, 60 Hz generator with 13.6 hp Kubota® diesel

7 kW, 50 Hz generator with 13.6 hp Kubota® diesel

8 kW, 60 Hz generator with 13.6 hp Kubota® diesel

Positive air shutdown

Fuel/water separator filter

Fuel/water separator with fuel line heater

Autostart

One additional T/L 30A/240V receptacle

## TOWER OPTIONS

4 horizontally mounted lights, spun aluminum housing

Electric winch

## COLD WEATHER OPTIONS

800 CCA battery

Battery heater blanket

Radiator heater (Kohler only)

Low temperature coolant mix

Engine block heater (Kubota only)



WORKS FOR YOU.™

**[www.genielift.com](http://www.genielift.com)**

Effective Date: December, 2019. Product specifications and prices are subject to change without notice or obligation. The photographs and/or drawings in this document are for illustrative purposes only. Refer to the appropriate Operator's Manual for instructions on the proper use of this equipment. Failure to follow the appropriate Operator's Manual when using our equipment or to otherwise act irresponsibly may result in serious injury or death. The only warranty applicable to our equipment is the standard written warranty applicable to the particular product and sale and we make no other warranty, express or implied. Products and services listed may be trademarks, service marks or trade names of Terex Corporation and/or their subsidiaries in the USA and many other countries. Terex, Genie and Works For You are trademarks owned or licensed by Terex Corporation or its subsidiaries. All other trademarks are property of their respective owners. © 2019 Terex Aerial Work Platforms. RL4 0210F Part #109044

Genie United States  
6464 185th Ave. NE  
Redmond, WA 98052  
Telephone +1 (425) 881-1800  
Toll Free in USA/Canada +1 (800)-536-1800  
Fax +1 (425) 883-3475













Distributed By:



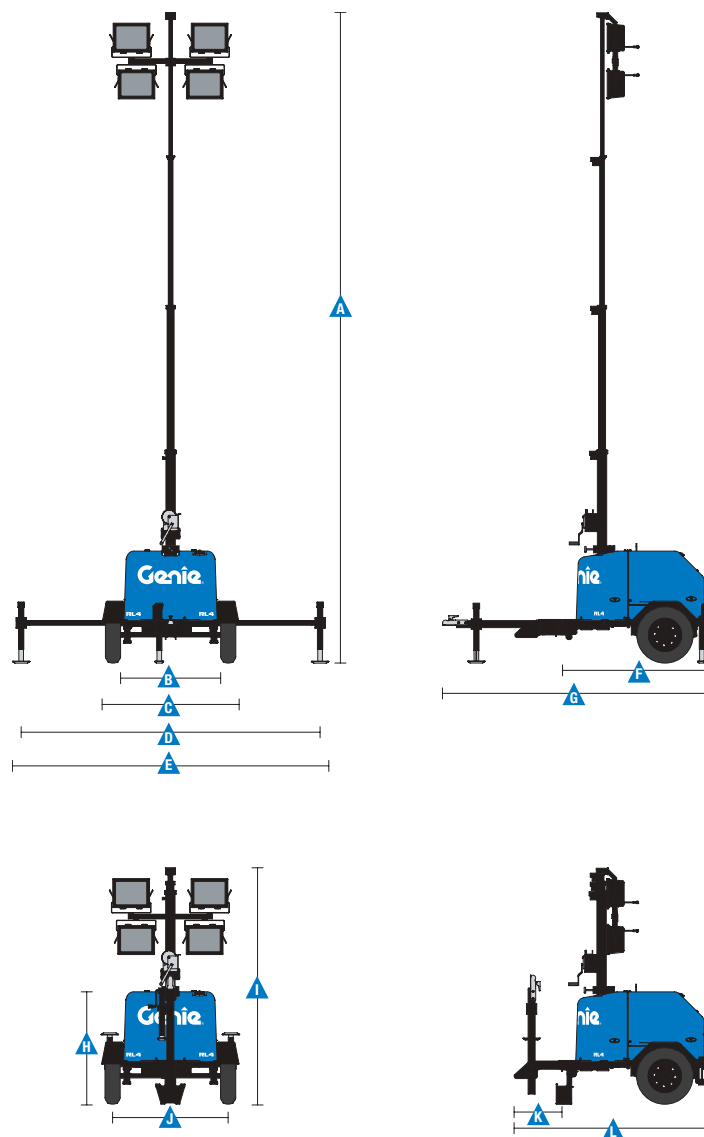
**TEREX®**

**WORKS FOR YOU.™**

## Specifications

| Models   | RL™ 4     |        |
|--|-----------|--------|
| Measurements   | US        | Metric |
|  Mast height            | 22.2 ft   | 6.75 m |
|  Inside track width     | 43 in     | 109 cm |
|  Width - stowed         | 59 in     | 150 cm |
|  Width - deployed       | 128 in    | 325 cm |
|  Width - operating      | 136 in    | 345 cm |
|  Length - to step       | 64 in     | 163 cm |
|  Length - overall       | 116 in    | 295 cm |
|  Height - cabinet       | 48 in     | 122 cm |
|  Height - stowed        | 97 in     | 246 cm |
|  Track width            | 49 in     | 124 cm |
|  Tongue length - stowed | 21 in     | 53 cm  |
|  Length - stowed        | 85 in     | 216 cm |
| Fuel capacity  | 45 gal    | 170 L  |
| Wheel size   | 13 in     | 33 cm  |
| Axle rating  | 2,200 lbs | 998 kg |
| Machine weight no fuel   | 1,453 lbs | 659 kg |
| Tongue weight travel position  | 203 lbs   | 92 kg  |

## Dimensions



Notice: Metal halide lamp bulbs contain mercury (Hg). Dispose of lamp bulbs according to local, state and federal laws.

## Features

### Standard Features

#### Measurements

- Metal halide 4 x 1,000 W Lamps
- Brushless 60 Hz, 6.0 kW Generator
- Kohler Diesel 10.7 hp Engine
- One GFI duplex 20 A / 120 V Receptacles
- 45 gal (170 L) Fuel capacity
- 13 in (33 cm) Wheel size
- 2,200 lbs (998 kg) Axle rating
- 203 lbs (92 kg) Tongue weight travel position
- 1,453 lbs (659 kg) Total weight no fuel

#### Productivity

- Durable 23.4 ft / 7.13 m vertical mast with manual self braking winch, mast brake and 359 degree mast rotation for quick setup and light positioning
- 4x1000w square cast aluminum metal halide lamps, Kohler 10.7hp engine, 45 gal / 170 L fuel tank and 6kW generator provide up to 90 hours of run time
- Efficient design layout allows up to 17 units per truckload, with fork pockets and lifting eye for quick loading and unloading
- Rust proof polymer covers provides ample access for service and maintenance, with locking tabs for security
- Platform to access lights and fold up tongue for transport
- Standard engine protection includes high water temperature and low oil auto shutdown
- DOT approved run, stop and turn lights, standard

### Options & Accessories

#### Chassis Options

- Genie® branding and blue paint
- Dome light with switch, 12V
- Export racking and preparation
- Multiple hitch configuration

#### Engine Options

- 6 kW, 60 Hz generator with 13.6 hp Kubota® diesel
- 7 kW, 50 Hz generator with 13.6 hp Kubota® diesel
- 8 kW, 60 Hz generator with 13.6 hp Kubota® diesel
- Positive air shutdown
- Fuel/water separator filter
- Fuel/water separator with fuel line heater
- Autostart
- One T/L 30A/240V receptacle

#### Tower Options

- 4 horizontally mounted lights, spun aluminum housing
- Electric winch

#### Cold Weather Options

- 800 CCA battery
- Battery heater blanket
- Low temperature coolant mix
- Engine block heater (Kubota Only)
- Radiator heater (Kohler Only)



### Genie United States

18340 NE 76th Street  
P.O. Box 97030  
Redmond, Washington 98073-9730  
Telephone +1 (425) 881-1800  
Toll Free in USA/Canada +1 (800)-536-1800  
Fax +1 (425) 883-3475

### Distributed By:

